

SuperLife UK pension transfer scheme

SuperLife High Growth Fund

Fund update for the quarter ended 31 March 2021

This fund update was first made publicly available on 3 May 2021.

What is the purpose of this update?

This document tells you how the SuperLife High Growth Fund has performed and what fees were charged. The document will help you to compare the fund with other funds. Smartshares Limited prepared this update in accordance with the Financial Markets Conduct Act 2013. This information is not audited and may be updated.


Description of this fund

Invests in growth assets and designed for investors that want an aggressive investment option that invests in shares and property. Negative annual returns may occur once in every 2-4 years on average.

Total value of the fund:	\$12,450,977
Number of investors in the fund:	132
The date the fund started:	15 September 2013

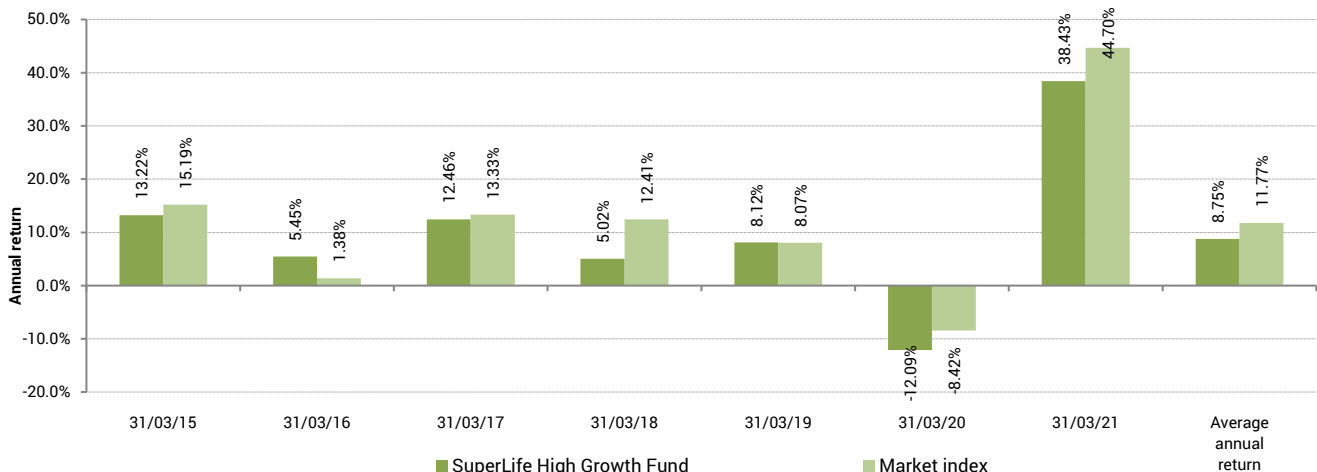
What are the risks of investing?

Risk indicator for the SuperLife High Growth Fund



The risk indicator is rated from 1 (low) to 7 (high). The rating reflects how much the value of the fund's assets goes up and down. A higher risk generally means higher potential returns over time, but more ups and downs along the way.

Annual return graph



To help you clarify your own attitude to risk, you can seek financial advice or work out your risk profile at sorted.org.nz/tools/investor-kickstarter.

Note that even the lowest category does not mean a risk-free investment, and there are other risks that are not captured by this rating.

This risk indicator is not a guarantee of a fund's future performance. The risk indicator is based on the returns data for 5 years to 31 March 2021. While risk indicators are usually relatively stable, they do shift from time to time. The risk indicator will continue to be updated in future fund updates.

See the Product Disclosure Statement for the SuperLife UK pension transfer scheme for more information about the risks associated with investing in this fund.

How has the fund performed?

	Average over past 5 years	Past year
Annual return (after deductions for charges and tax)	9.22%	38.43%
Annual return (after deductions for charges but before tax)	9.88%	41.11%
Market index annual return (reflects no deduction for charges and tax)	12.78%	44.70%

The market index annual return is based on the weighted average annual return of the market indices used to measure the performance of the assets that the fund invests in. Additional information about the market index is available in the 'Other Material Information' document on the offer register at disclose-register.companiesoffice.govt.nz.



This shows the return after fund charges and tax for each year ending 31 March since the fund started. The last bar shows the average annual return since the fund started, up to 31 March 2021.

Important: This does not tell you how the fund will perform in the future.

What fees are investors charged?

Investors in the SuperLife High Growth Fund are charged fund charges. In the year to 31 March 2021 these were:

	% per annum of fund's net asset value
Total fund charges	0.64% ¹
Which are made up of:	
Total management and administration charges	0.64%
Including:	
Manager's basic fee	0.63%
Other management and administration charges	0.01% ²
Other charges	Dollar amount per investor
Administration fee	\$60 per annum

Investors may also be charged individual action fees for specific actions or decisions (for example, for transferring money into the scheme from a UK pension scheme). See the Product Disclosure Statement for the SuperLife UK pension transfer scheme for more information about those fees.

Small differences in fees and charges can have a big impact on your investment over the long term.

The fees set out above include GST where applicable.

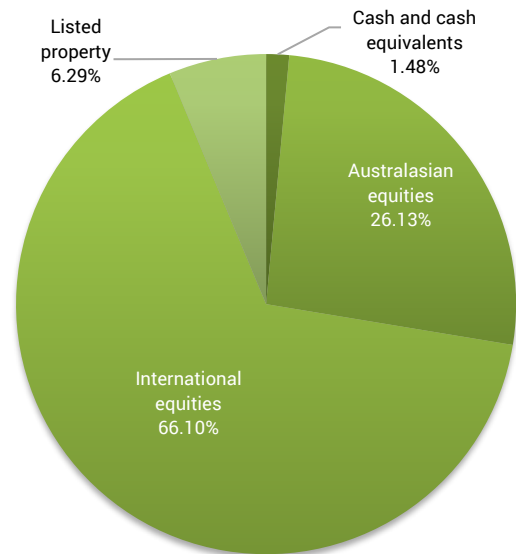
Example of how this applies to an investor

Jess had \$10,000 in the fund and did not make any further contributions. At the end of the year, Jess received a return after fund charges were deducted of \$3,843 (that is 38.43% of her initial \$10,000). Jess paid other charges of \$60. This gives Jess a total return after tax of \$3,783 for the year.

What does the fund invest in?

Actual investment mix

This shows the types of assets that the fund invests in.



Target investment mix

This shows the mix of assets that the fund generally intends to invest in.

Asset Category	Target asset mix
Cash and cash equivalents	1.00%
New Zealand fixed interest	-
International fixed interest	-
Australasian equities	25.50%
International equities	66.00%
Listed property	7.50%
Unlisted property	-
Commodities	-
Other	-



Top 10 investments

Name	% of fund's net asset value	Type	Country	Credit rating (if applicable)
Vanguard S&P 500 ETF	10.19%	International equities	United States	
Vanguard FTSE Europe ETF	9.17%	International equities	United States	
Vanguard FTSE Emerging Markets ETF	7.87%	International equities	United States	
Vanguard FTSE Pacific ETF	6.03%	International equities	United States	
Vanguard Total World Stock ETF	5.34%	International equities	United States	
Vanguard Value ETF	5.21%	International equities	United States	
Vanguard Mid-Cap ETF	5.19%	International equities	United States	
Vanguard Small-Cap ETF	4.40%	International equities	United States	
Vanguard International Property Securities Index Fund Hedged	3.86%	Listed property	Australia	
iShares MSCI USA ESG Screened UCITS ETF	3.33%	International equities	Ireland	

The top 10 investments make up 60.59% of the fund's net asset value.

Currency hedging

The fund's foreign currency exposure is hedged to the New Zealand dollar. The target hedging level is 73%. The actual hedging level can be anywhere in the 0% - 120% range. As at 31 March 2021, 75.98% of the fund's foreign currency exposure was hedged.

Key personnel

This shows the directors and employees who have the most influence on the investment decisions of the fund:

Name	Current position	Time in current position	Previous or other positions	Time in previous / other position
Guy Roulston Elliffe	Director	5 years and 4 months	Corporate Governance Manager - ACC (current position)	5 years and 11 months
Stuart Kenneth Reginald Millar	Chief Investment Officer - Smartshares	1 year and 10 months	Head of Portfolio Management - ANZ Investments	6 years and 4 months
Hugh Duncan Stevens	Chief Executive Officer - Smartshares	3 years and 1 month	Chief Operating Officer - Implemented Investment Solutions Ltd	2 years and 6 months
Alister John Williams	Director	5 years and 4 months	Investment Manager - Trust Management	6 years and 2 months

Further information

You can also obtain this information, the Product Disclosure Statement for the SuperLife UK pension transfer scheme, and some additional information, from the offer register at disclose-register.companiesoffice.govt.nz.

Notes

- On 1 April 2021, the fund's total fund charges increased to 0.74%.
- We charge fixed fund charges that cover normal fund operating costs. For disclosure purposes, supervisor, audit and legal costs are not included in the manager's basic fee, but are included in the other management and administration charges.